


Girl Scout Brownie Healthy Living Badge:

# My Best Self



Marjorie Merriweather Post, who once lived at Hillwood, believed in living a healthful lifestyle.

Healthy living starts with a happy, confident you. Today at Hillwood you will practice making positive choices that will keep your mind and body fit to keep you strong for life.

To earn your *My Best Self* badge:

- Complete all the “Try This!” activities in this booklet.
- Keep track of the activities you complete by marking the checkbox on each page.
- You or your troop leader can purchase the My Best Self badge from the Girl Scout Council of the Nation’s Capital to get the badge that you earned by completing these activities.

## Step #1 — Get to know your body.

Color in your eyes, hair, and favorite clothes.

Visit the **Entry Hall** in Hillwood's mansion to find the large **portrait of Catherine the Great**, empress of Russia from 1762-1796.

A **portrait** is a picture of a person, created by an artist. Looking at portraits we can learn:

- How the person looked.
- What was important to them.
- Their character traits.

Many symbols in the portrait demonstrate that Catherine was a powerful woman.


Find these three symbols of power in the painting:



CROWN



ORB



SCEPTER

## Try This!

#1

Visit the **ART PROJECT** near Hillwood's **LUNAR LAWN** to create a self portrait. Think about how you will present yourself in your portrait:

- Color in your eyes, hair, and favorite clothes.
- What do you like to do? Show those activities in your portrait.
- What are your character traits? Are you kind, funny, or adventurous? Use symbols, like Catherine the Great did, to show this in your portrait.


## Step #2 — Eat and play in a healthy way.

Try three different kinds of exercise.

Marjorie Post believed in living a healthy, active lifestyle. She began each day at Hillwood with morning exercises in her dressing room. In the afternoon, she walked her garden paths for exercise.



Marjorie Post's Hillwood Dressing Room



Hillwood Garden Path

## Try This!

#2

Visit the **GARDEN GAMES** near Hillwood's **LUNAR LAWN** to try out different kinds of exercise. Choose at least **three** activities to try from the list below:

- Putting on the Putting Green
- Jump Rope
- Hula Hoop
- Horseshoe Toss
- Hopscotch
- Croquet
- Badminton
- Yoga (led by "Health Helper" Laurie Tucker)
- Walking the Garden Paths

Which activity did you enjoy the most?

## Step #3 — Find out how your body works.

Talk about three reasons your “tummy” might hurt.

Marjorie Post knew that it was important to take good care of herself. One way she did that was by often making healthy choices when deciding what to eat.

Every morning for breakfast, which she ate in her dressing room, she had a banana and a bowl of Grape Nuts cereal. Eating whole grains and healthful fruits is one way to try to keep stomach aches away.

### Try This!

#3

Have you ever had a stomach ache? What did it feel like? Why did you have it? Here are three common reasons you might have a stomach ache.

**Draw a line to match the type of tummy trouble to the best way to prevent it!**



#### Sickness

You might have an infection that makes you feel sick to your stomach.



#### Eat healthy foods.

Especially with lots of fiber, and don't overeat!



#### Food

Sometimes you eat something that makes your stomach feel bad.



#### Relax.

Get enough sleep and find ways to relax.



#### Stress

Sometimes if you are worried or stressed about something it may cause a pain in your stomach.



#### Wash your hands.

Clean hands will help keep you from spreading germs.

## Step #4 — Know what to do if something bugs you.

Create a “happy sack” with five things that make you smile.

In Hillwood’s Japanese-style Garden you will find a statue of Hotei, the god of happiness in the Japanese Shinto religion. He carries a sack of happiness on his back.

What will you put in your happy sack? What are some things that make you smile? They might include:

- Photographs of people you love, a happy occasion, or a beautiful place
- A favorite stuffed animal or other favorite toy
- A favorite book
- What else?

Write a list below of the five things you will put in your “happy sack:”

---

---

---

---

---



## Try This!

#4

Visit the **ART PROJECT** near Hillwood’s **LUNAR LAWN** to decorate your “happy sack.”

When you get home, fill your sack with five things that make you smile. The next time you feel worried or upset, take out your “happy sack” to feel better!

## Step #5 — Meet a health helper.

Sometimes you need someone else to help you stay healthy!

### Try This!

#5

Visit the **HEALTH HELPER** near Hillwood's **LUNAR LAWN** to meet Laurie Tucker, a certified health education specialist and owner of WellStyles Consulting.

Laurie helps people stay healthy! Try these activities with her:

- Try out some yoga poses
- Fill out a "grateful card"
- Ask her for tips on how to stay healthy